

NepJOL Newsletter

No.3 January 2009



New journals on NepJOL

6 journals have joined NepJOL since 1 July 2008 giving a total of 31 journals. The new journals are:

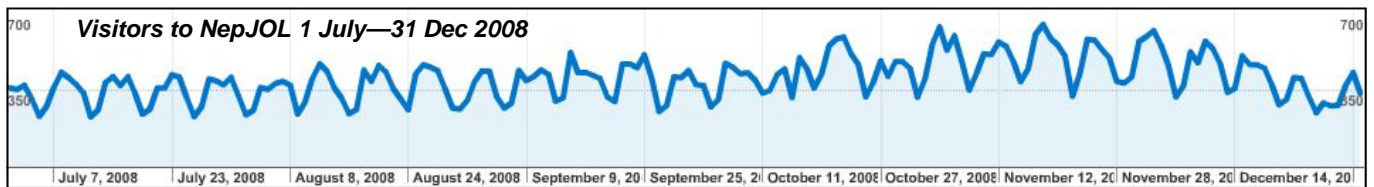
- Bulletin of the Department of Geology*
- Bulletin of the Department of Plant Resources*
- Himalayan Journal of Sociology and Anthropology*
- Journal of Nepal Paediatric Society*
- Journal of Wetlands Ecology*
- Nepal Journal of Obstetrics and Gynaecology*

Don't forget to let us know if you have any recommendations for new journals to be added to the site.

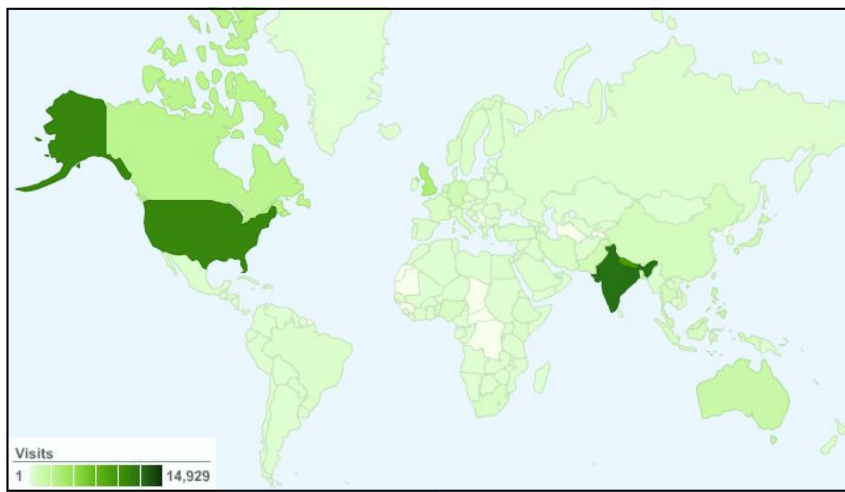
Visitors to NepJOL

Google Analytics shows that from 1 July—31 December 2008, there were 74,752 visits from 195 countries. The bar graph below shows visits each month since November 2007 when NepJOL began to use Google Analytics. It indicates that there has been an overall increase in the number of visits but the drop in December highlights the need to keep loading new content so that visitors will return to the site.

Visitors to NepJOL came from 195 countries: the top three sources for visitors were: India (14,929 from 110 cities), USA (13,000 from 2,789 cities) and Nepal (11,083 from 6 cities).

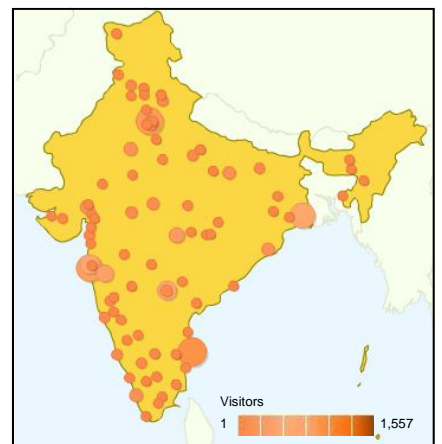


Global distribution of visitors to NepJOL 1 July—31 Dec 2008

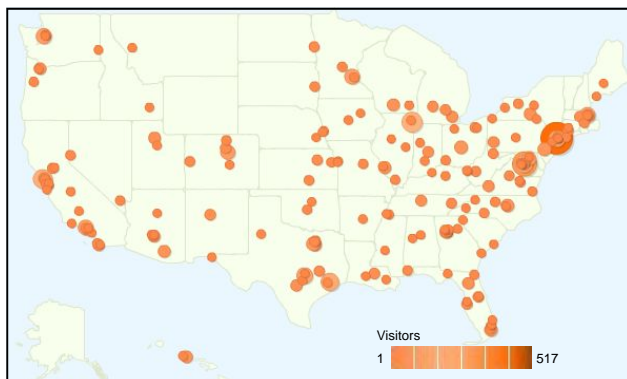


74,752 visits from 195 countries/territories

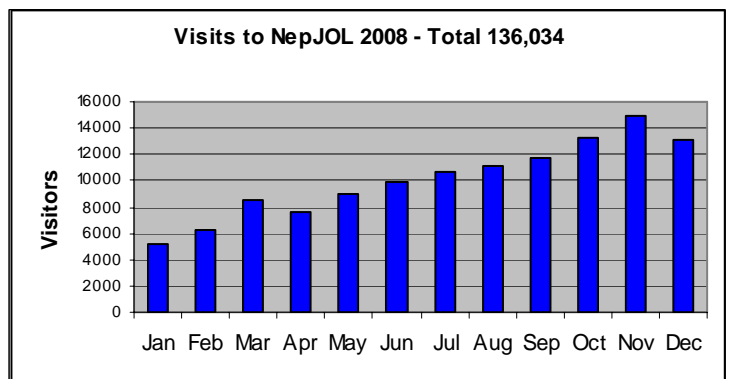
Location of visitors from India—14,929 from 110 cities



Location of visitors from the USA—13,000 from 2,789 cities



Visits to NepJOL 2008 - Total 136,034



NepJOL www.nepjol.info is supported by INASP www.inasp.info

Top ten articles viewed

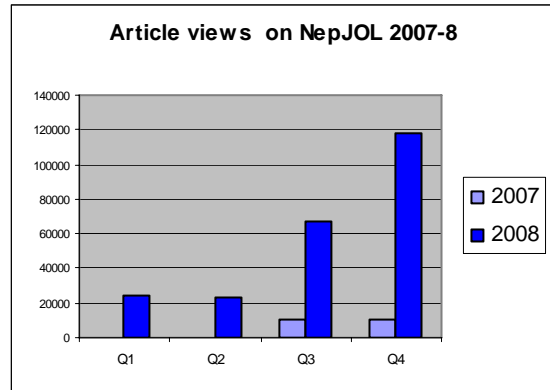
The following articles are the top ten most viewed articles from NepJOL July—Dec 2008.

1. JB Gurung (2004) Growth and Performance of Securities Market in Nepal. *Journal of Nepalese Business Studies* www.nepjol.info/index.php/JNBS/article/view/43
2. RP Pandit (2004) Factors affecting learning disabilities in mathematics: a study of central region of Nepal. *Tribhuvan University Journal* www.nepjol.info/index.php/TUJ/article/view/247
3. KJ Baral (2004) Determinants of Capital Structure: A Case Study of Listed Companies of Nepal. *Journal of Nepal Business Studies* www.nepjol.info/index.php/JNBS/article/view/34
4. ME Hossain (2007) An Evaluation of Brands Image, Product Attributes and Perceived Quality of a Selected Consumer Non-durable Product. *Administration and Management Review* www.nepjol.info/index.php/AMR/article/view/896
5. AKK Rai (2008) Environmental Impact from River Damming for Hydroelectric Power Generation and Means of Mitigation *Hydro Nepal* www.nepjol.info/index.php/HN/article/view/1164
6. RB Thapa (2006) Honeybees and other Insect Pollinators of Cultivated Plants: A Review *Journal of the Institute of Agriculture and Animal Sciences* www.nepjol.info/index.php/JIAAS/article/view/691
7. MA Kafi, M Mainuddain, MM Islam (2007) Foreign Direct Investment in Bangladesh: Problems and Prospects *Journal of Nepalese Business Studies* www.nepjol.info/index.php/JNBS/article/view/1029
8. AR Bala (2005) Sociological Analysis of Divorce: A Case Study from Pokhara, Nepal. *Dhauligiri* www.nepjol.info/index.php/DSAJ/article/view/284
9. Md. Sayaduzzaman (2006) Working Capital Management: A Study on British American Tobacco Bangladesh Company Ltd. *Journal of Nepal Business Studies* www.nepjol.info/index.php/JNBS/article/view/484
10. RD Khati (2004) Political influence: a culture in University decision-making *Tribhuvan University Journal* www.nepjol.info/index.php/TUJ/article/view/269

Number of article views

At the end of December 2008, there 85 issues and 1341 articles of which 900 were full text . Many of the journals have not loaded any new content for some time which is having an impact on the number of visitors to the site. It is important to keep loading new issues to maintain the reputability of the site.

The chart below shows the article views per quarter and compares 2007 with 2008. There has been a significant increase in 2008 and the large increase in Q4 for 2008 is because several new issues were loaded while very few were loaded in Q1-3.



The chart below shows the number of views of full text articles for the NepJOL journals from July to Dec 2008. 184,586 articles were viewed during this period. A total of 266,206 articles have been viewed since the opening of the site. In the period July-Dec 2008, *Himalayan Journal of Sciences* has the highest (38,107). The graph also shows the average number of views per article for each journal and *Tribhuvan University Journal* has the highest with 625.

Other JOL news

Article views July-Dec 2008:

BanglaJOL (www.banglajol.info) has had 163,973 article views

PhilJOL (www.philjol.info) has had 155,423 article views

SLJOL (www.sljol.info) has had 7,417 article views since Sept when it began

VJOL (www.vjol.info) has had 179,912 article views

INASP Contact

Sioux Cumming
scumming@inasp.info

Total article views per journal and views per article July-Dec 2008

